

Addison

BEDROOM COLLECTION

**Whittier
Wood**
FURNITURE
Real Wood. Real Quality.



Shown here:
2018DUET Queen Panel Storage Bed and 1116DUET
3-Drawer Nightstand.




Shown here:
2035DUET Queen Adjustable Storage Bed and 1115DUET
Small 3-Drawer Nightstand.



Shown here:
3810DUET Queen Black Walnut Adjustable
Headboard Platform Bed and 1114DUET
1-Drawer Nightstand.

This collection was inspired by mid-century styling yet has a dramatic flair all its own. The remarkable combination of American Alder and Black Walnut hardwoods is stunning. Complementing this beautiful blend are bold design choices that set this group apart. A precisely engineered 45-degree miter face frame seamlessly surrounds spacious inset drawers. Covered drawer fronts exude solid wood and ensure the solid Black Walnut drawer pulls are a stand out feature. Beds offered in five styles for different design aesthetics. Made of American Alder and Black Walnut veneered hardwoods.

AVAILABLE FINISH



- Duet finish.
- Made of solid American Alder and Black Walnut veneered hardwood.
- Solid Black Walnut drawer pulls.
- Full extension metal ball bearing drawer slides.
- English dovetail drawer construction.
- Fluted wood dowel and slip miter joinery for longevity.
- Fitted back for structural strength.
- Dust bottoms on all case pieces.
- Tipping restraints included on chests and dressers.
- Chest and dressers include an anti-tip safety mechanism that reduces the risk of tip-over.
- Adjustable levelers on all case legs.

PANEL STORAGE BEDS



- Footboard: 15"H
- Deck: 13"H
- Includes six spacious drawers.


- **Full - #1995DUET**
59-1/2"W x 79-1/2"L x 50"H
Platform: 54-5/8"W x 76"L
- **Queen - #2018DUET (shown)**
65-1/2"W x 84"L x 50"H
Platform: 60-3/4"W x 80-1/2"L
- **King - #2022DUET**
81-1/2"W x 84"L x 50"H
Platform: 76-3/4"W x 80-1/2"L
- **Cal-King - #2025DUET**
77-1/4"W x 87-1/2"L x 50"H
Platform: 72-1/4"W x 83-3/4"L

PANEL BEDS



- Footboard: 15"H
- Slats: 6"H

- **Queen - #2010DUET (shown)**
65-1/2"W x 85"L x 50"H
- **King - #2013DUET**
81-1/2"W x 85"L x 50"H



Panel Headboard detail.

ADJUSTABLE STORAGE BEDS



**Adjustable headboard accommodates various mattress heights.
Please verify compatibility.**

- **Queen - #2035DUET (shown)**
63-3/4"W x 88-1/4"L x 46-1/8—51-3/8"H
Platform: 60-3/4"W x 80-1/2"L
- **King - #2037DUET**
79-3/4"W x 88-1/4"L x 46-1/8—51-3/8"H
Platform: 76-3/4"W x 80-1/2"L
- Footboard: 13-3/4"H
- Deck: 13"H
- Headboard shown in position 2.
- Total headboard height adjustment: 5-1/4"
- Includes six spacious drawers.

BOOKCASE BEDS



- Footboard: 15"H
- Slats: 6"H

- **Queen - #3836DUET (shown)**
72-1/4"W x 95-1/4"L x 54"H
- **King - #3837DUET**
88-1/4"W x 95-1/4"L x 54"H

- Cord access hole plus attached dual port USB charger.
- Three cubbies with fixed shelves.
- High quality sliding door track for simple and quiet operation.
- Hinged shelves in outer cubbies reveal concealed storage areas.
- All bookcase headboards are compatible with most Hollywood frames.

BOOKCASE STORAGE BEDS



- Footboard: 15"H
- Deck: 13"H
- Includes six spacious drawers.

- **Queen - #3838DUET (shown)**
72-1/4"W x 94-1/2"L x 54"H
Platform: 60-3/4"W x 80-1/2"L
- **King - #3841DUET**
88-1/4"W x 94-1/2"L x 54"H
Platform: 76-3/4"W x 80-1/2"L
- Cord access hole plus attached dual port USB charger.
- Three cubbies with fixed shelves.
- High quality sliding door track for simple and quiet operation.
- Hinged shelves in outer cubbies reveal concealed storage areas.
- All bookcase headboards are compatible with most Hollywood frames.




3838DUET Queen Bookcase Storage Bed, 1143DUET 6-Drawer Chest
and 1117DUET 2-Drawer Nightstand.

BOOKCASE HEADBOARDS



Close up detail of the shelf heights.



Concealed storage and door track detail.

FEATURES:

- Available in Queen and King.
- Cord access hole plus attached dual port USB charger.
- Three cubbies with fixed shelves.
- High quality sliding door track for simple and quiet operation.
- Hinged shelves in outer cubbies reveal concealed storage areas.
- All bookcase headboards are compatible with most Hollywood frames.



• **Queen - #3839DUET** (shown)

72-1/4"W x 12"D x 54"H

• **King - #3842DUET**


88-1/4"W x 12"D x 54"H




USB detail.



Headboard sliding door details.



CLOSED



OPEN

Concealed storage details.

CASE PIECES & MORE



• **1-Drawer Nightstand**
#1114DUET

23-1/4"W x 17-1/2"D x 22"H

- Features cord access hole.



• **Small 3-Drawer Nightstand**
#1115DUET

18-1/4"W x 15-1/2"D x 29"H



• **3-Drawer Nightstand**
#1116DUET

23-1/4"W x 17-1/2"D x 29"H



• **2-Drawer Nightstand**
#1117DUET

21-1/8"W x 13-1/8"D x 27-1/2"H

- Features dual port USB.



USB detail.



• **6-Drawer Chest**
#1143DUET

39-3/4"W x 18"D x 54"H



• **50"W Dresser**
#1236DUET

50"W x 18"D x 42"H



• **60"W Dresser**
#1237DUET

60"W x 18"D x 42"H



• **70"W Low Dresser**
#1238DUET

70"W x 18"D x 36"H



• **70"W Dresser**
#1239DUET

70"W x 18"D x 42"H

- Features one drawer with two velvet lined jewelry trays.



Jewelry tray detail.



• **Upholstered Bench**
#1242DUET

42-3/8"W x 16"D x 19"H



• **Beveled Mirror**
#1670DUET

35-3/4"W x 1-1/4"D x 32-3/4"H

- Mounts horizontally on dressers: 1236, 1237, 1238 & 1239.
- Mounts horizontally or vertically on the wall.

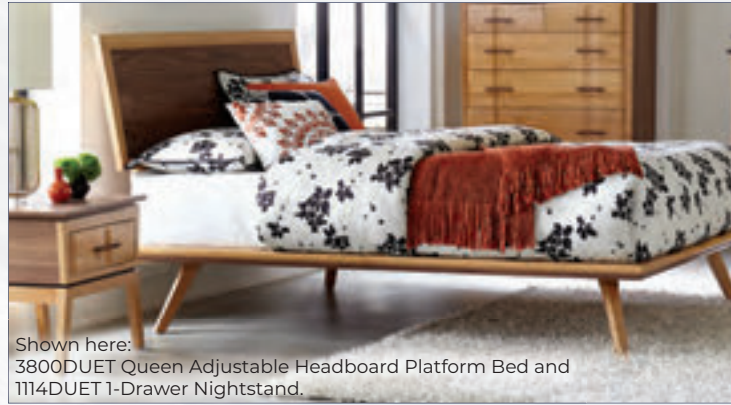


• **Rectangular Mirror**
#1671DUET

46"W x 1-1/4"D x 35-3/4"H

- Mounts horizontally on dressers: 1237, 1238 & 1239.
- Mounts vertically on dresser: 1236.
- Mounts horizontally or vertically on the wall.

PLATFORM BEDS



Shown here:
3800DUET Queen Adjustable Headboard Platform Bed and
1114DUET 1-Drawer Nightstand.



Adjustable
Headboard detail.

FEATURES:

- Solid American Alder and Black Walnut veneered hardwoods.
- Platform surround is solid Alder hardwood.
- Four steel channels connect the two platform halves. Metal bolt and insert nut attachment ensure strength and rigidity.
- Leg assemblies are strengthened with a four-sided steel box bolted to the platform. High-density wool felt glide insert protects flooring and eliminates wear.
- Center leg adds strength and longevity.
- Designed to hold up to 850 lbs.
- Headboards feature four height adjustments.

ADJUSTABLE HEADBOARD PLATFORM BEDS



• **Queen - #3800DUET** (shown)
65-3/4"W x 88-7/8"L x 42-1/4—46"H
Platform: 60-1/2"W x 80-1/2"L

• **King - #3804DUET**
81-3/4"W x 88-7/8"L x 42-1/4—46"H
Platform: 76-1/2"W x 80-1/2"L

- Platform: 13"H
- Headboard shown in position 2.
- Total headboard height adjustment: 3-3/4"

BLACK WALNUT ADJUSTABLE HEADBOARD PLATFORM BEDS



• **Queen - #3810DUET** (shown)
65-3/4"W x 88-7/8"L x 39-3/8—43-1/8"H
Platform: 60-1/2"W x 80-1/2"L

• **King - #3812DUET**
81-3/4"W x 88-7/8"L x 39-3/8—43-1/8"H
Platform: 76-1/2"W x 80-1/2"L

- Platform: 13"H
- Headboard shown in position 2.
- Total headboard height adjustment: 3-3/4"

Adjustable headboard accommodates various mattress heights. Please verify compatibility.

We strive to provide an accurate representation of our finishes. Variations due to lighting and printing limitations may occur. To determine the actual color of a finish, please visit your local Whittier Wood Furniture retailer. Product availability and specifications shown are based on the latest product information available at the time of printing and are subject to change without notice.